



**PHOENIX SKY HARBOR
INTERNATIONAL AIRPORT**



**Monthly Commercial Ground Transportation Report
May 2026**

TABLE OF CONTENTS

A - Events

B - Section 1: Revenue GT Trips

1- All Ground Transportation Trips

Taxi

Rideshare

Autonomous

Prearranged

Off-Airport Parking

Hotel/Motel

Intercity

Charter Bus

Courtesy

C - Section 2: Non-Revenue GT Trips

PHX Sky Train® Ridership

Events Impacting Number of Trips

Date	Event	Notes
Jan-11	BCS Championship Game in Glendale	Auburn vs Oregon, busiest rental car event ever for Phoenix (Bigger than SuperBowl)
Jul-11	MLB All Star Game	Held downtown at Chase MLB All Star is a week long event.
Apr-13	PHX Sky Train Stage 1 open	
Oct-13	TNCs arrived in Phoenix	Uber & Lyft operating in Phoenix
Jan-14	AVI System Change	Trips now calculated by AVI system
Jun-14	Ended Contracted Limo Service	
Dec-14	PHX Sky Train Stage 1A open	PHX Sky Train service provided to Terminal 3 (and Terminal 2 via walking path)
Jan-15	Change to AVI	Have started calculating trip fees for Supershuttle...will be the same calculation for all vehicles. They now receive 4 entry & 4 exits per trip, has caused a reduction in the number of trips.
Feb-15	SuperBowl	SuperBowl impacted number of fares during 2 week event.
Jan-16	BCS Championship Game	Clemson vs. Alabama, RCC had high pax counts.
Jun-16	Implement New GT Policy	Transportation Network Companies began service, Charter Operators required to more completely report trips through AVI, has caused an increase in the number of trips.
Dec-16	New Trip Logic	Implement new trip logic for calculation of trips for all AVI users (excluding taxi, trip applied upon entrance to C-Lot). Begin tracking providers for only pick-ups, old logic tracked all airport access.
Jan-17	Begin Phased Trip Fees	Begin the three-year phase in of trip fees to providers permitted prior to 6/18/16.
Mar-17	NCAA Final Four	Phoenix hosted the NCAA Final Four and associated events from March 24 - 27; the event increased overall GT traffic for the month.
May-18	New Taxi Contract	New taxi contract w/ PHX Sky Harbor Airport effective 5/1/18
Dec-19	SuperShuttle Ends Service	SuperShuttle ended service effective 12/31/19 at PHX Sky Harbor Airport.
15-Mar-20	Health Emergency - COVID-19	Health crisis due to COVID-19 affecting global economy.
May-20	New GT Trip Policy	New trip policy effective 5/1/20 to implement new trip fees and include drop-off fees.
Oct-22	Autonomous Service Begins	Waymo begins limited service at PHX Sky Harbor Airport
Dec-22	PHX Sky Train Stage 2 opens	PHX Sky Train service to Rental Car Center begins 12/20/22, no RCC bus service thereafter.
Feb-23	Superbowl LVII	Increased trips and passenger activity due to Superbowl.
Apr-24	NCAA Final Four	NCAA Final Four and events increased overall GT traffic for the month.
Aug-24	Full Autonomous Service	Waymo provides full terminal service at PHX Sky Harbor Airport
May-26	New Taxi Contract	New taxi contract at PHX Sky Harbor Airport effective 5/1/26.

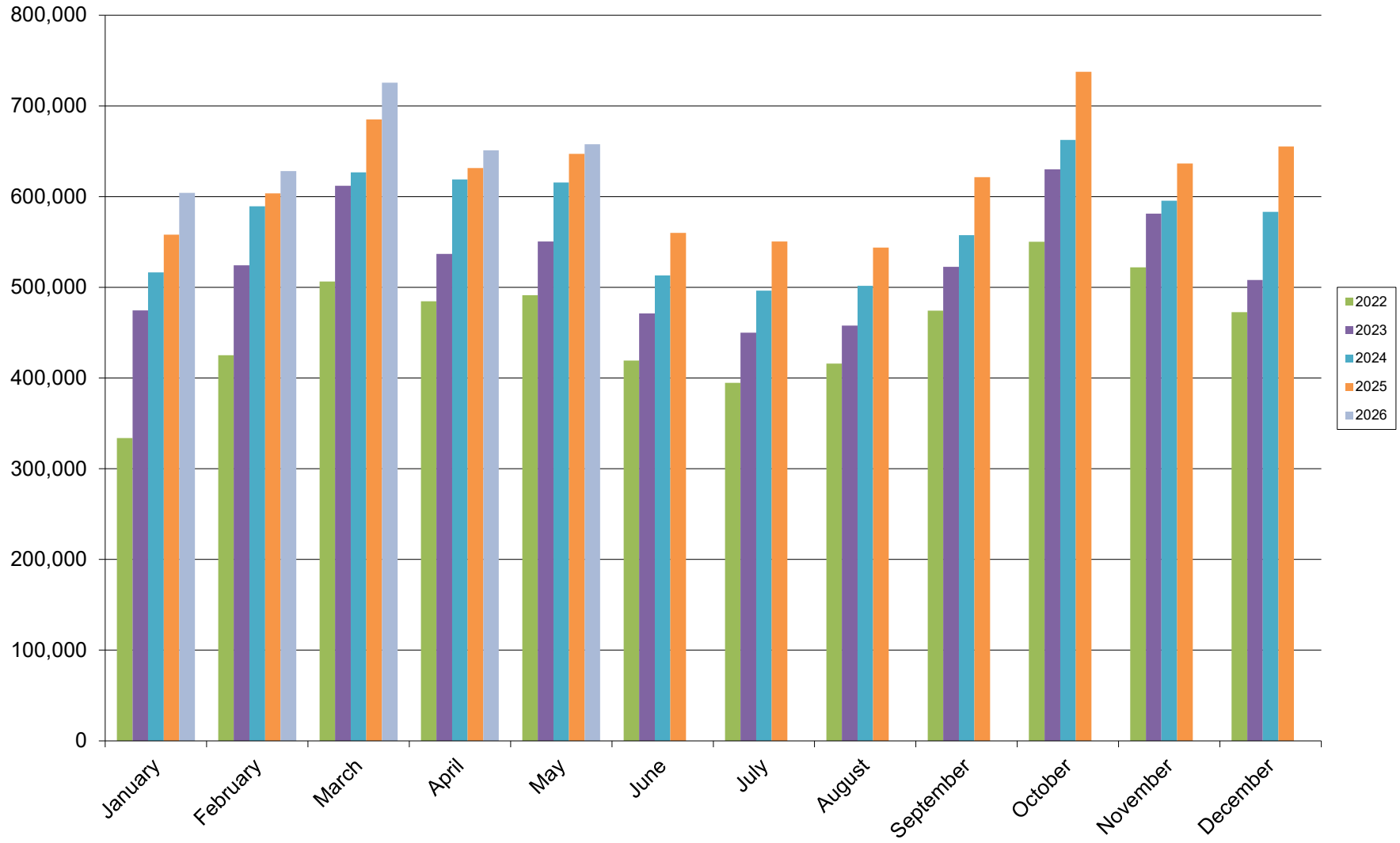
SECTION 1: REVENUE GT TRIPS

*Figures reported in trips using AVI and GPS trip-tracking

Total Monthly Ground Transportation Trips

<u>Month</u>	<u>2022</u>	<u>2023</u>	<u>2024</u>	<u>2025</u>	<u>2026</u>
January	333,847	474,693	516,401	558,187	604,289
February	425,240	524,244	589,392	603,725	628,293
March	506,398	612,065	626,751	685,070	725,673
April	484,716	536,904	619,046	631,407	651,083
May	491,304	550,637	615,612	647,074	657,813
June	419,283	471,153	513,130	560,063	
July	394,728	450,118	496,325	550,534	
August	416,032	457,886	501,769	543,717	
September	474,405	522,717	557,601	621,570	
October	550,146	630,206	662,400	737,599	
November	522,184	581,292	595,471	636,601	
December	472,628	507,983	583,187	655,148	
TOTAL	5,490,911	6,319,898	6,877,085	7,430,695	3,267,151
*Trips include autonomous service effective October 2022					

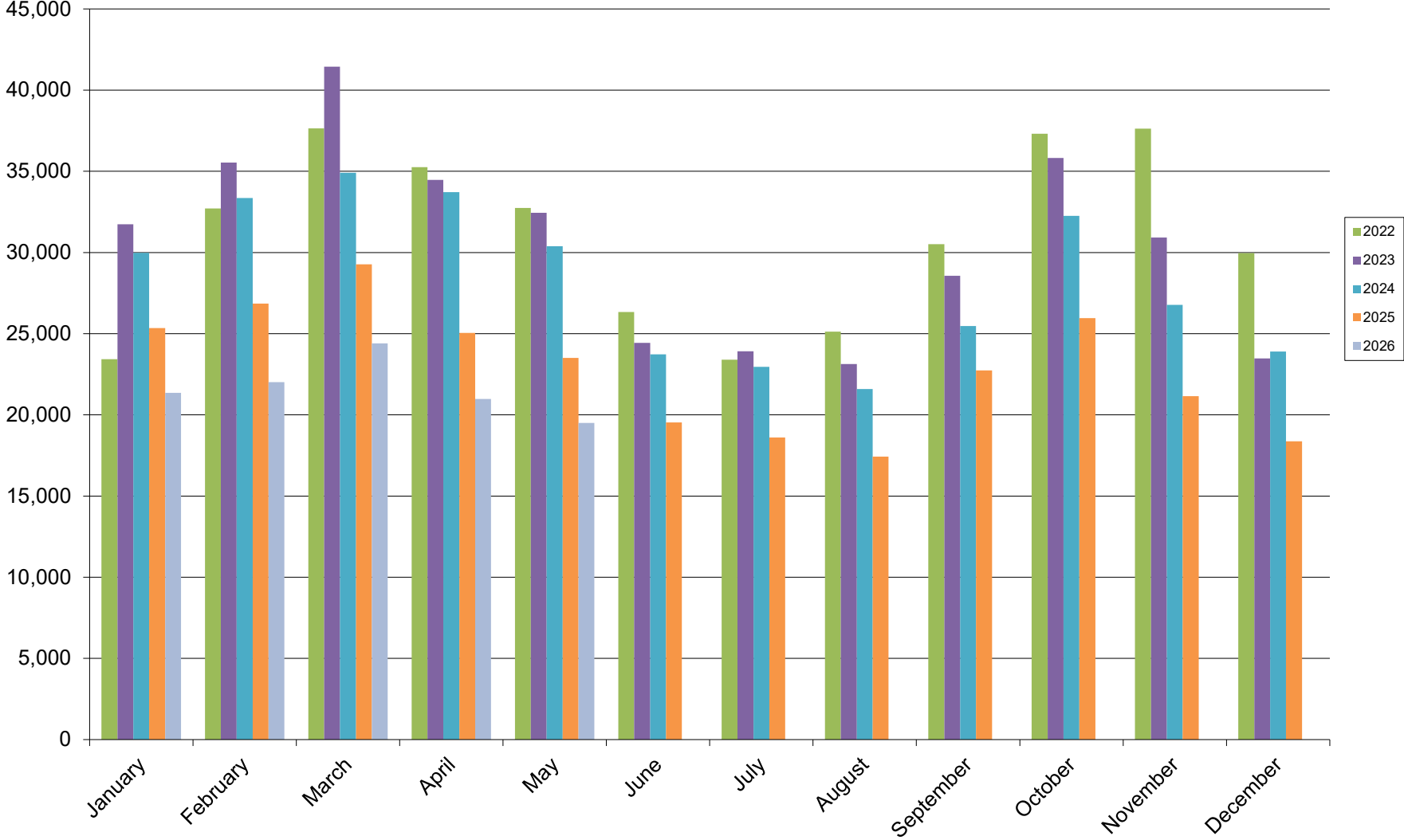
Total Monthly Ground Transportation Trips



Taxi Trips

<u>Month</u>	<u>2022</u>	<u>2023</u>	<u>2024</u>	<u>2025</u>	<u>2026</u>
January	23,435	31,738	29,977	25,340	21,361
February	32,712	35,544	33,359	26,847	22,013
March	37,651	41,446	34,905	29,275	24,408
April	35,254	34,467	33,720	25,051	20,974
May	32,735	32,437	30,389	23,509	19,504
June	26,337	24,427	23,725	19,532	
July	23,399	23,923	22,951	18,611	
August	25,120	23,135	21,585	17,433	
September	30,518	28,570	25,476	22,739	
October	37,313	35,820	32,260	25,957	
November	37,620	30,924	26,777	21,152	
December	29,964	23,476	23,898	18,375	
TOTAL	372,058	365,907	339,022	273,821	108,260

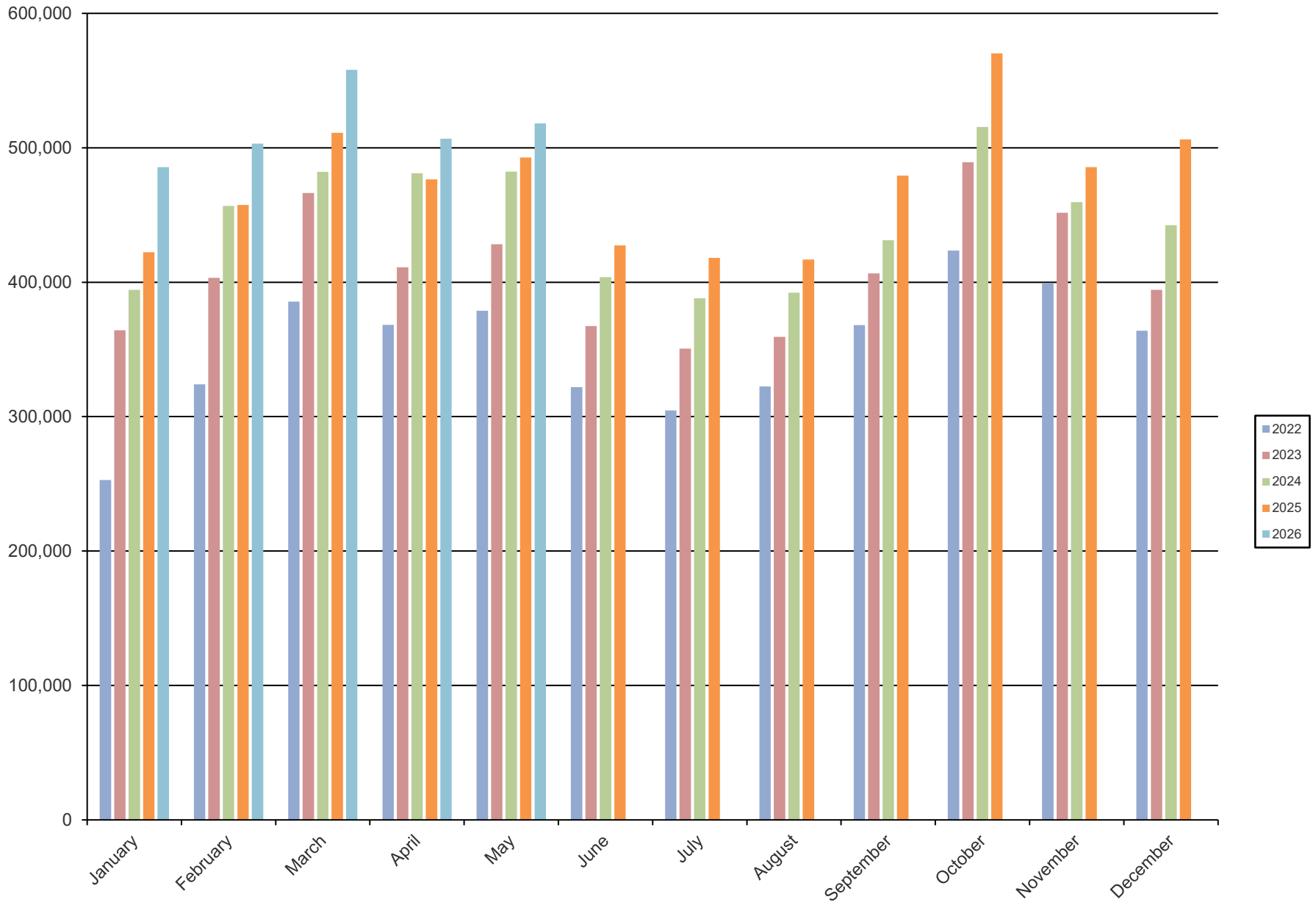
Taxi Trips



RideshareTrips

<u>Month</u>	<u>2022</u>	<u>2023</u>	<u>2024</u>	<u>2025</u>	<u>2026</u>	
January	252,837	364,227	394,364	422,344	485,631	
February	324,082	403,207	456,772	457,534	503,174	
March	385,521	466,437	482,020	511,110	558,084	
April	368,271	411,032	480,969	476,430	506,758	
May	378,781	428,278	482,203	492,802	518,179	
June	321,932	367,389	403,829	427,325		
July	304,592	350,678	387,972	418,105		
August	322,473	359,422	392,286	416,842		
September	368,008	406,535	431,190	479,308		
October	423,458	489,360	515,495	570,318		
November	399,181	451,714	459,477	485,624		
December	363,934	394,398	442,344	506,205		
TOTAL	4,213,070	4,892,677	5,328,921	5,663,947	2,571,826	
*Rideshare data is based on monthly GPS trip tracking reports submitted by TNC providers						

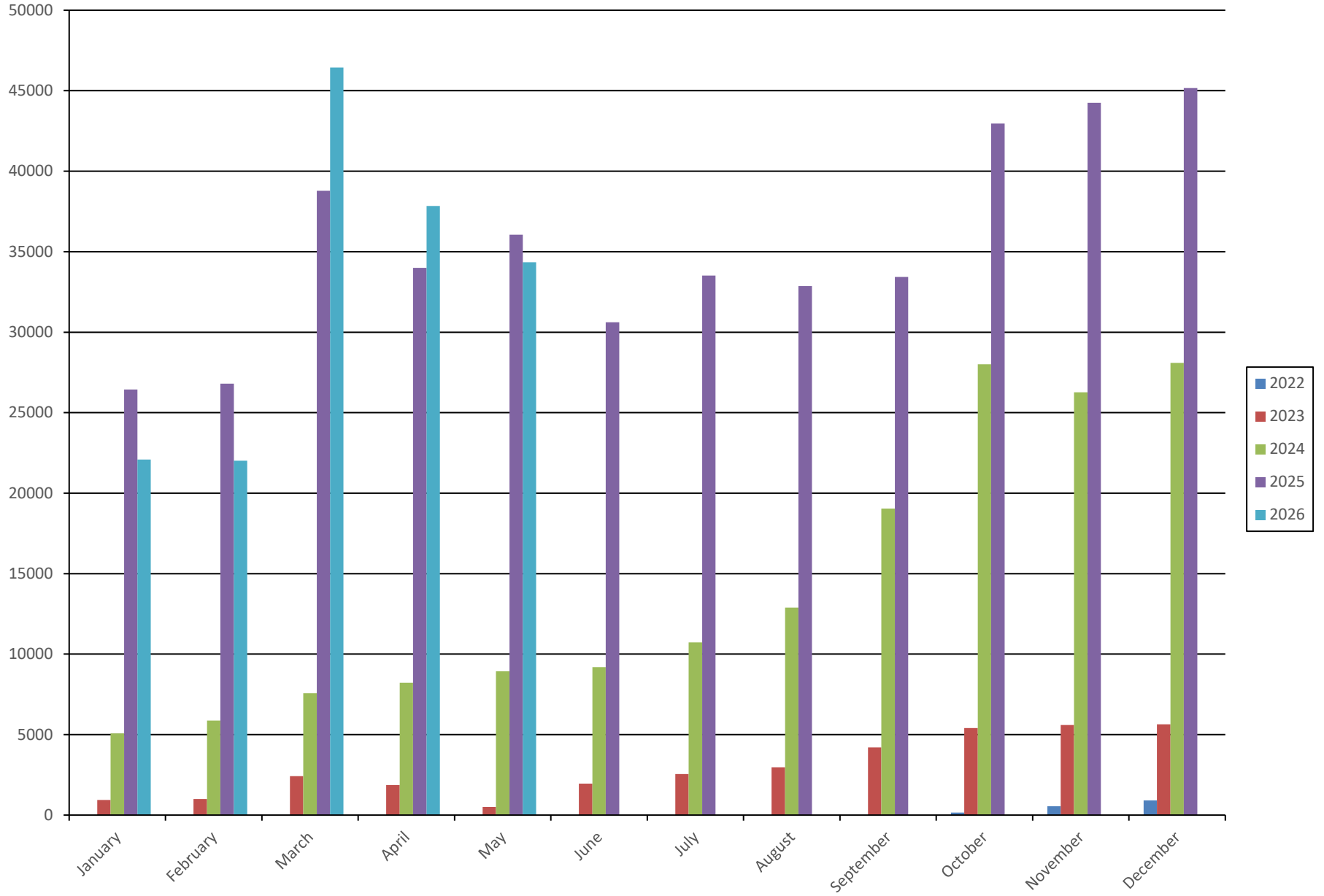
Rideshare Trips



Autonomous Trips

<u>Month</u>	<u>2022</u>	<u>2023</u>	<u>2024</u>	<u>2025</u>	<u>2026</u>
January	-	942	5,071	26,436	22,082
February	-	1,000	5,875	26,809	22,013
March	-	2,416	7,566	38,782	46,446
April	-	1,869	8,224	34,003	37,847
May	-	504	8,928	36,057	34,352
June	-	1,962	9,192	30,613	
July	-	2,555	10,731	33,516	
August	-	2,966	12,897	32,866	
September	-	4,205	19,043	33,427	
October	151	5,414	28,009	42,967	
November	542	5,599	26,270	44,251	
December	916	5,638	28,098	45,169	
TOTAL	1,609	35,070	169,904	424,896	162,740

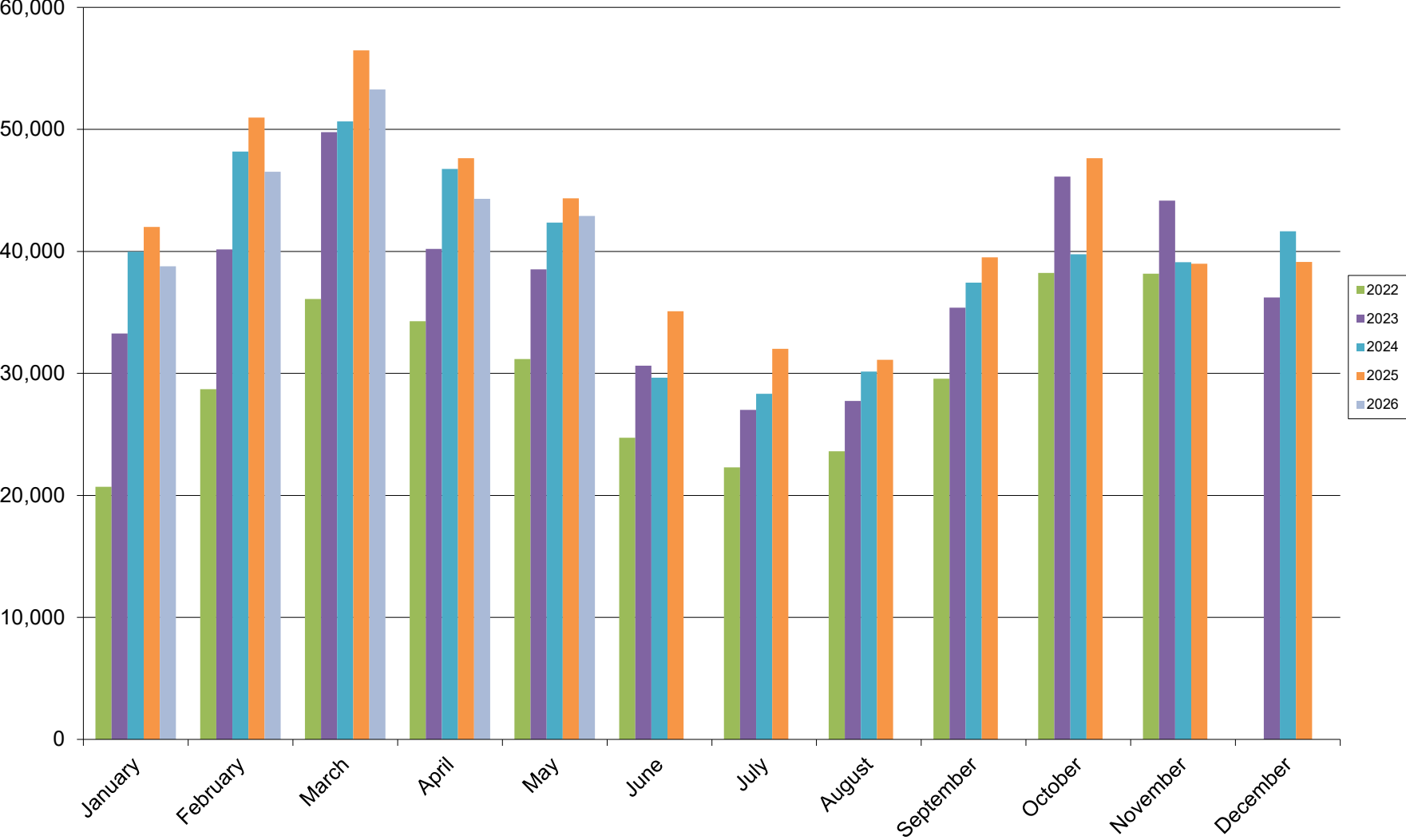
Autonomous Trips



Prearranged Trips

<u>Month</u>	<u>2022</u>	<u>2023</u>	<u>2024</u>	<u>2025</u>	<u>2026</u>
January	20,714	33,261	39,964	42,003	38,768
February	28,709	40,164	48,190	50,969	46,526
March	36,101	49,781	50,652	56,476	53,269
April	34,272	40,201	46,759	47,638	44,305
May	31,173	38,516	42,348	44,351	42,893
June	24,725	30,638	29,647	35,087	
July	22,299	27,000	28,327	32,013	
August	23,608	27,736	30,153	31,109	
September	29,569	35,390	37,431	39,505	
October	38,227	46,128	39,752	47,636	
November	38,176	44,162	39,121	38,988	
December	30,485	36,231	41,640	39,141	
TOTAL	358,058	449,208	473,984	504,916	225,761

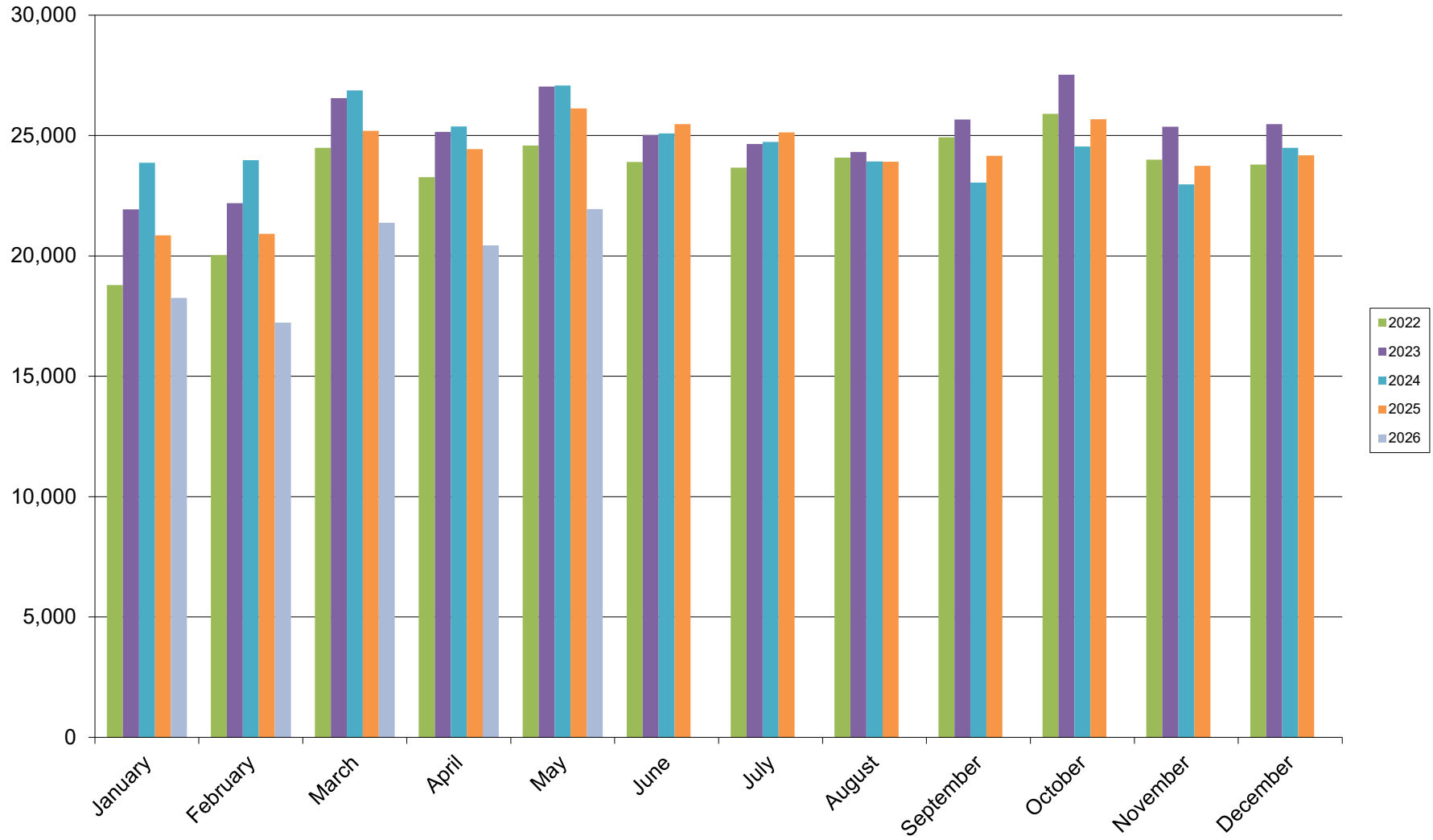
Prearranged Trips



Off-Airport Parking Trips

<u>Month</u>	<u>2022</u>	<u>2023</u>	<u>2024</u>	<u>2025</u>	<u>2026</u>
January	18,792	21,938	23,865	20,856	18,254
February	20,039	22,187	23,981	20,920	17,231
March	24,490	26,555	26,875	25,199	21,376
April	23,275	25,157	25,376	24,438	20,436
May	24,590	27,035	27,081	26,124	21,949
June	23,906	25,022	25,091	25,469	
July	23,671	24,655	24,734	25,128	
August	24,088	24,315	23,920	23,910	
September	24,928	25,668	23,044	24,156	
October	25,901	27,528	24,538	25,675	
November	24,002	25,366	22,973	23,737	
December	23,799	25,478	24,490	24,175	
TOTAL	281,481	300,904	295,968	289,787	99,246

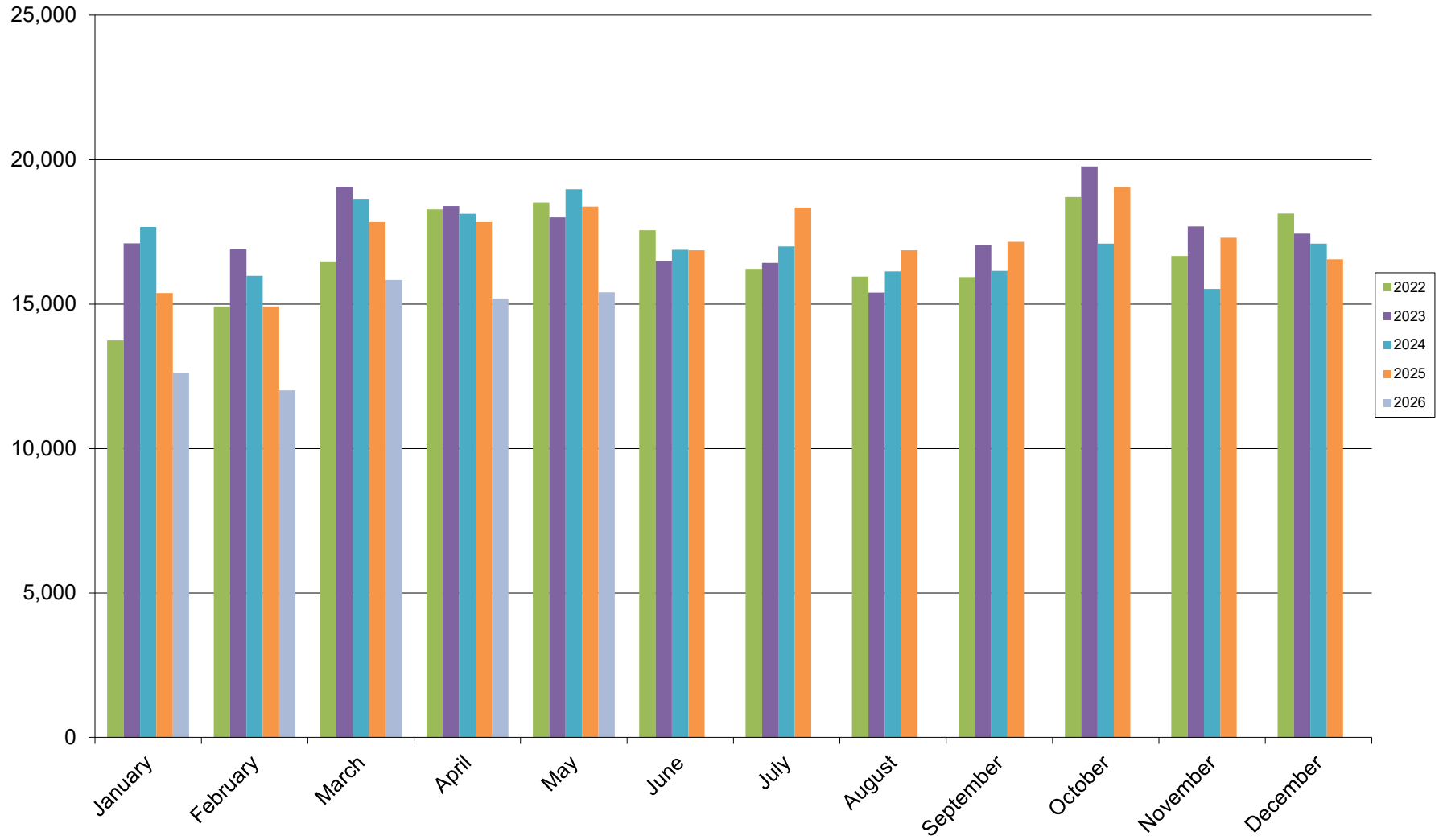
Off-Airport Parking Trips



Hotel/Motel Trips

Month	2022	2023	2024	2025	2026
January	13,743	17,098	17,673	15,384	12,614
February	14,916	16,912	15,982	14,915	12,012
March	16,450	19,060	18,646	17,841	15,831
April	18,278	18,390	18,127	17,844	15,193
May	18,518	17,998	18,974	18,377	15,408
June	17,553	16,490	16,876	16,860	
July	16,217	16,424	16,998	18,336	
August	15,952	15,395	16,132	16,860	
September	15,936	17,049	16,149	17,154	
October	18,709	19,762	17,096	19,057	
November	16,668	17,691	15,525	17,300	
December	18,135	17,442	17,093	16,546	
TOTAL	201,075	209,711	205,271	206,474	71,058

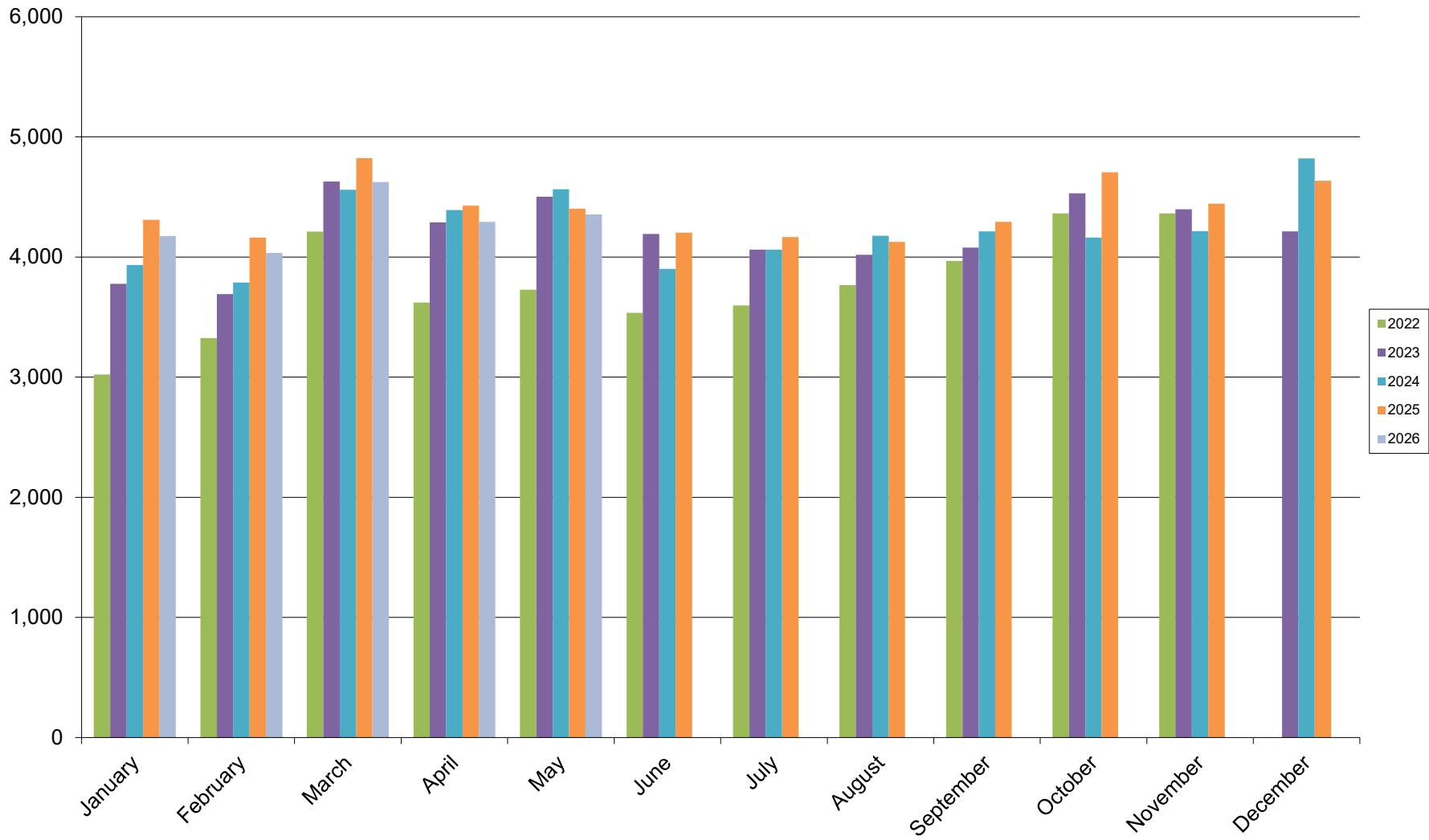
Hotel/Motel Trips



Intercity Trips

<u>Month</u>	<u>2022</u>	<u>2023</u>	<u>2024</u>	<u>2025</u>	<u>2026</u>
January	3,021	3,778	3,934	4,310	4,174
February	3,326	3,691	3,788	4,161	4,033
March	4,212	4,628	4,560	4,823	4,625
April	3,620	4,288	4,391	4,427	4,293
May	3,728	4,502	4,564	4,401	4,354
June	3,536	4,193	3,902	4,203	
July	3,598	4,061	4,062	4,166	
August	3,766	4,019	4,178	4,125	
September	3,968	4,078	4,213	4,292	
October	4,363	4,531	4,162	4,706	
November	4,363	4,397	4,215	4,445	
December	4,190	4,213	4,820	4,635	
TOTAL	45,691	50,379	50,789	52,694	21,479

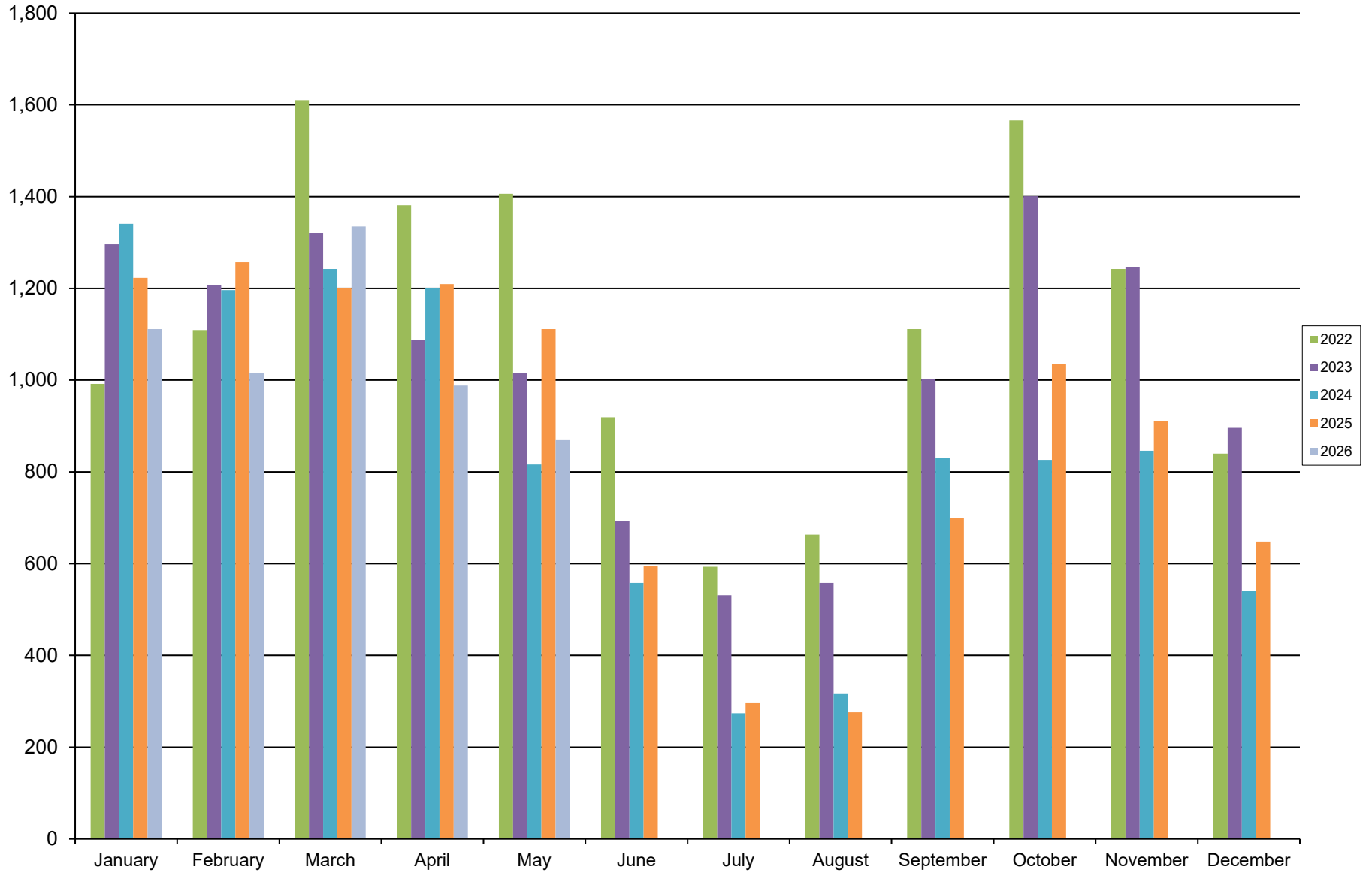
Intercity Trips



Charter Trips

<u>Month</u>	<u>2022</u>	<u>2023</u>	<u>2024</u>	<u>2025</u>	<u>2026</u>
January	992	1,296	1,341	1,223	1,111
February	1,109	1,207	1,196	1,257	1,016
March	1,610	1,321	1,242	1,200	1,335
April	1,381	1,088	1,201	1,209	988
May	1,406	1,016	816	1,111	871
June	919	693	558	594	
July	593	531	274	296	
August	663	558	316	276	
September	1,111	1,002	830	699	
October	1,566	1,401	826	1,035	
November	1,242	1,247	846	911	
December	840	896	540	648	
TOTAL	13,432	12,256	9,986	10,459	5,321

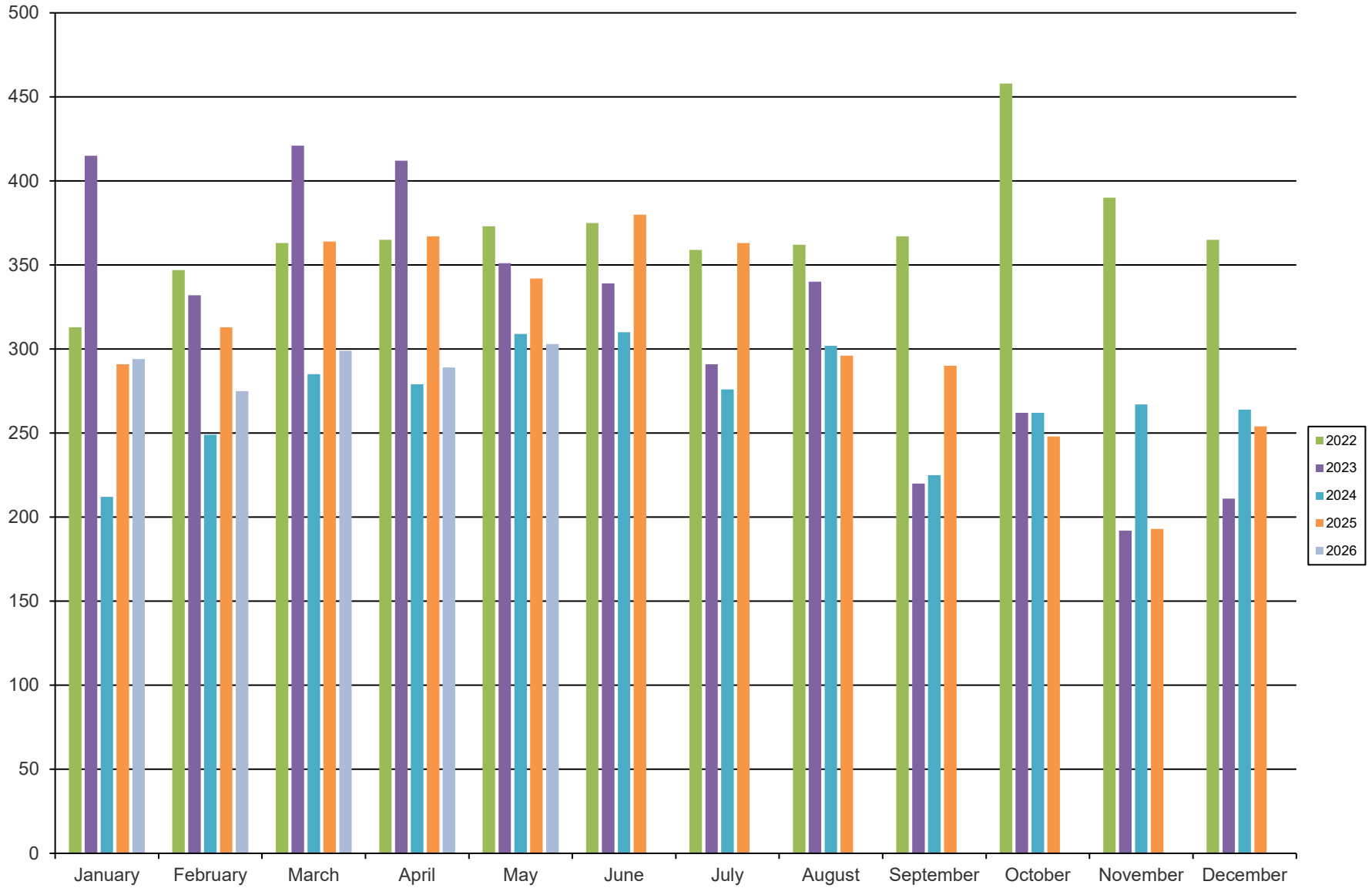
Charter Trips



Courtesy Trips

Month	2022	2023	2024	2025	2026
January	313	415	212	291	294
February	347	332	249	313	275
March	363	421	285	364	299
April	365	412	279	367	289
May	373	351	309	342	303
June	375	339	310	380	
July	359	291	276	363	
August	362	340	302	296	
September	367	220	225	290	
October	458	262	262	248	
November	390	192	267	193	
December	365	211	264	254	
TOTAL	4,437	3,786	3240	3,701	1460

Courtesy Trips



SECTION 2: NON-REVENUE GT TRIPS

*Figures reported in Passenger Ridership

PHX Sky Train® Ridership

<u>Month</u>	<u>2022</u>	<u>2023</u>	<u>2024</u>	<u>2025</u>	<u>2026</u>
January	331,226	1,081,354	1,104,178	1,193,171	1,228,702
February	347,341	1,141,195	1,215,552	1,263,949	1,315,707
March	449,436	1,482,788	1,596,380	1,619,052	1,697,329
April	330,415	1,299,290	1,416,625	1,417,884	1,426,119
May	409,864	1,180,829	1,310,443	1,280,326	1,305,867
June	406,568	998,519	1,077,985	1,045,129	
July	415,175	912,464	1,004,659	952,396	
August	381,237	898,579	973,932	924,969	
September	404,545	1,004,298	1,049,445	842,556	
October	359,095	1,207,267	1,296,269	1,300,085	
November	369,735	1,206,609	1,301,221	1,193,788	
December	705,064	1,144,613	1,241,050	1,282,089	
TOTAL	4,909,701	13,557,805	14,587,739	14,315,394	6,973,724

PHX Sky Train® Ridership

